

School Annual Education Report (AER) Cover Letter

February 14, 2017

Dear Parents and Community Members:

We are pleased to present you with the Annual Education Report (AER) which provides key information on the 2015-2016 educational progress for the for Martin Luther King, Jr. Education Center Academy. The AER addresses the complex reporting information required by Federal and State laws. The school's report contains information about student assessment, and teacher quality. If you have any questions about the AER, please contact Dr. Constance Price for assistance.

The AER is available for you to review electronically by visiting the following web site <http://www.mlkec.org> or you may review a copy from the main office at your child's school.

During the 2015-16 school year, MLKECA was ranked #1 Elementary and Middle School in the state of Michigan with an A grade *'for outstanding achievement'*. The ranking is established in [The Michigan Context and Performance Report Card: Public Elementary and Middle Schools, 2015](#) (see Mackinac Center for Public Policy). We continue actively working to maintain high achievement by examination of data with the assistance of a district improvement facilitator. We utilize the Measure of Academic Progress (MAP) test to measure student academic growth three times a year. Information used to rank schools is based on the development of the Top to Bottom list of schools and their performance.

Process for Assigning Pupils to the School

Students may enroll at MLKECA throughout the year as openings are available and space allows. Open enrollment dates in the spring are made public via flyers. If the number of applicants exceeds the number of slots available, students will be enrolled by lottery. All remaining applications will be placed on a waiting list for subsequent openings that may occur before and during the current academic year.

Status of the 3-5 year School Improvement Plan

The School Improvement Team consists of administrators, teachers, support staff, parents and community members. Annually, we conduct a review of our School Improvement Plan. School data drives the establishment of goals and objectives, and, strategies and activities to be implemented for the school year. MLKECA continued as a Title I School-Wide district in the 2015-16 school year.

Description of each specialized school

MLKECA serves students in kindergarten through eighth grade. Our mission is to provide each student with a variety of accelerated learning opportunities appropriate to their individual abilities, coping skills, desire, and motivation that will propel them in the 21st century equipped to maximize their academic artistic, and technological potential in a diverse society.

Core Curriculum

MLKECA's core curriculum is aligned with the Michigan Grade Level Content Expectations (GLCE's) which are based on the Michigan Curriculum Framework and its Teaching and Learning and Assessment Standards. The curriculum committee is currently using the Common Core State Standards. Curriculum mapping and pacing guides ensure that all students are college and career ready.

Measure of Academic Progress (MAP)

MAP assessments continued during the 2015-2016 schoolyear to determine student academic progress. It is a nationally recognized test that provides national norms for comparison of student achievement in reading and math for students in grades 3-8. Tests are administered three times each year. The results for the 2015-16 schoolyear are provided in detail in the AER.

Michigan Student Test of Educational Progress (M-STEP)

The Michigan Student Test of Educational Progress (M-STEP) was administered in April-June 2016 for Students in Grades 3rd -8th. Test scheduling and enhanced technologies provided a flexible pace for students to assert his or her best efforts in completing the assessment. MLKECA maintains a mobile computer lab in addition to our standing computer lab to facilitate test taking.

Parent Teacher Conferences

MLKECA holds four parent teacher conferences each school year. Parents show their commitment to their child's academic success by participation at a rate of 90% for our students in grades K-8.

Conclusion

MLK was ranked top DPS Charter School in the 2015-2016 Annual Report. Our state score card color ranking was lime at 78.95% indicating extremely favorable. We received a B rating for our 2015 Excellent Schools Score Card grade. According to Excellent Schools Score Card listing, we ranked within the top 10 of Detroit schools. Grades our calculated based on state standardized tests, student progress, and the overall culture (parent, teacher, and community feedback) of the school.

Previous achievements include: Title of Academic State Champs for the 2014-15 schoolyear. MLKECA was awarded the designation of *Academic State Champs* per Bridge Online Magazine. Our school accomplished the highest MEAP Scores state wide, among schools with a high poverty level during the 2013-14 school year. Top 25 ranking within top-to-bottom listing of schools in Michigan for the 2013-14 school year by MDE. Recognition from the Mackinac Center as one of the Top 10 Elementary & Middle School in Michigan as of July 2013. Designation as a Reward School ranked MLKECA within the top 5% of schools in Michigan in 2013. MLKECA also continued to be among the highest achieving Detroit Public School's Charters in performance on the MEAP before its retirement.

Our track record of high student achievement is evidenced by awards and citations – Golden Apple Award, Skillman Good Schools Grant, and Top Performing Charter – Beating the Odds. One hundred percent (100%) of our teachers are Highly Qualified. With the continued commitment of all stakeholders, we will meet the challenges of maintaining educational excellence in the 21st century.

Educationally,

Constance Price, Ph.D.
Administrative Director

Martin Luther King, Jr.

Education Center Academy



ANNUAL EDUCATION REPORT **2015-2016**

"Creating a Culture of Academic and Artistic Excellence"

CONSTANCE PRICE, PH. D.
Administrative Director

MLKECA ANNUAL REPORT 2015-2016

TABLE OF CONTENTS

	<u>Page No.</u>
INTRODUCTION	2
SCHOOL IMPROVEMENT PLAN <i>Narrative description of the current school improvement plan activities</i>	3
STUDENT ACHIEVEMENT <i>Student Achievement results for one year of M-Step and MAP Subgroups-Male/Female</i>	4
PARENT PARTICIPATION <i>Narrative on parent-teacher conferences including the number and percentage students for whom parent-teacher conferences have been held.</i>	5
AVERAGE DAILY ATTENDANCE PERCENTAGE	5
SPECIALIZED SCHOOL DESCRIPTION <i>Description of specialized school's program and enrollment procedures.</i>	6
CORE CURRICULUM <i>Narrative of the school's core curriculum and how implemented.</i>	7-8
ACCREDITATION <i>Narrative explanation of school's current accreditation status. Teacher Qualification Data</i>	9
SCHOOL-LEVEL COMBINED REPORTS DATA FOR WAYNE RESA	10-36

INTRODUCTION

In compliance with the State of Michigan Public Act 25 of 1990, all schools are required to prepare an Annual Education Report which is to be presented to the school community in 2014. This report responds to that requirement by including all state specified components.

Our report includes information on the following:

1. The School Improvement Plan and results of our School Progress Report;
2. Student Achievement results for the M-Step and the Measures of Academic Progress, (MAP);
3. Parent-Participation information;
4. A description of our specialized school program;
5. Our school accreditation status; and
6. A description of the school's core curriculum

SCHOOL IMPROVEMENT PLAN

During 2012-2013 Martin Luther King, Jr. Education Center Academy developed a new Title I School wide School Improvement Plan for the 2013-2018 school years, which supports the mission, goals and objectives of our new district strategies, responsibilities and timeline. Emphasis is placed on improving school effectiveness and increasing student achievement for all students in the school. Our School Improvement Plan focuses on the attainment of student outcome objectives in such areas as reading, mathematics, science and student attendance.

Our School Improvement Plan is reviewed regularly based on monitoring and evaluation information, including the use of disaggregated data. The outcome of our review process is reflected in the continued implementation of successful strategies, discontinuation or modification of unsuccessful strategies and the initiation of new strategies that address needs which are not being met. Most of our strategies are research based.

The development and implementation of our plan has been a collaborative decision making process involving all school constituencies (administrators, teachers, support staff, parents, community and students). Our School Improvement Team meets regularly and provides progress reports to the school staff and the local school community organization. Professional development activities in support of our plan are conducted for both staff and parents.

STUDENT ACHIEVEMENT 2015-2016

MICHIGAN STUDENT TEST OF EDUCATIONAL PROGRESS (M-STEP)

The percentage of students in the specific categories on the M-Step tests:

<i>Grades</i>	<i>Reading</i>	<i>Mathematics</i>	<i>Science</i>	<i>Social Studies</i>
3	35.1	40.5	-----	-----
4	41.9	48.8	30.2	-----
5	52.6	5.4	-----	5.3
6	44.8	20.7	-----	-----
7	38.7	12.9	29.0	-----
8	48.1	22.2	-----	22.2

MEASURES OF ACADEMIC PROGRESS (MAP)

The percentage of students that met their individual growth targets on the MAP tests:

<i>Grades</i>	<i>MAP MEAN Reading Fall '15</i>	<i>MAP MEAN Reading Spring '16</i>	<i>Gain/Loss</i>	<i>MAP MEAN Math Fall '15</i>	<i>MAP MEAN Math Spring '16</i>	<i>Gain/Loss</i>
8 TH	212	221	+9	220	231	+11
7 TH	207	214	+7	210	218	+8
6 TH	204	210	+6	205	216	+11
5 TH	201	205	+4	197	206	+9
4 TH	189	199	+10	189	198	+9
3 RD	178	189	+10	180	191	+11
2 ND	161	178	+17	163	182	+19

PARENT PARTICIPATION

One of the most important factors in a child's educational success is the involvement of parents or guardians. It is important for parents and teachers to discuss students' progress on a regular basis. To encourage and measure parental participation, records are maintained and reported on the number and percentage of students whose parents or guardians participate in conferences. We define a conference as a face to face meeting between a parent or guardian of a student and a school educator for the purpose of improving the educational program or student learning for that student.

During the 2015-2016 schoolyear **356** of our **395** students had a parent or guardian attend one or more conferences, a participation rate of **90%** percent. Most of these conferences were held during our four scheduled parent-teacher conferences, all of which were held immediately following report card marking periods. These conferences provided opportunities to address student academic and social needs and to discuss ways to strengthen school-home cooperation to increase student learning. Other conferences included those relating to student adjustment and student program planning.

In addition to the above Parent Teacher Conferences, parents support our school in many other ways, including meetings relating to the school program, extra curricular activities, tutoring, field trips, fund raising, social activities, parent nights and parent workshops. Our local school community organization is actively involved in supporting our school. School support provided by our parents is an essential and important ingredient in contributing to improving the quality of education and the achievement of students in our school.

ANNUAL REPORT ATTENDANCE STATISTICS 2015-2016

STUDENT ENROLLMENT: 395

The student attendance rate (%) for the 2015-2016 academic school year for the Martin Luther King Jr. Education Center Academy was **87%**

SPECIALIZED SCHOOL DESCRIPTION

SCHOOL: Martin Luther King Jr., Education Center Academy

GRADE LEVEL SERVED: K-8

VISION OF SCHOOL: The vision of the Martin Luther King Jr., Education Center Academy is to create a community of well-rounded, life-long learners who will be productive citizens equipped to meet the academic, artistic, and technological challenges and diversity of the 21st century.

STUDENT ENROLLMENT: 395

HOW STUDENTS ARE ENROLLED:

Parents considering Martin Luther King Jr. Education Center Academy for their child are encouraged to tour the facility when classes are in session. An interview with the administration combined with a classroom visit is an enjoyable and effective way to become acquainted with the program.

An application form, an emergency card, birth certificate, and a health appraisal form should be completed and submitted to the school, along with academic records from the child's previous school. Orientation and signed parent involvement, school conduct code, and policy agreement forms are required prior to enrollment. Parents are contacted regarding their child's admission status when all of the above requirements have been met.

HOW WELL GOALS OF THE SCHOOL ARE BEING MET:

Academic goals are continuously being met through creative, hands-on, innovative teaching techniques. Test scores are used to assess student academic progress and, parent, teacher, and student surveys are used to evaluate our academic program. Our goals within the performing arts are reached by student participation in various programs, such as MLKECA's Winter Concert, Spring Extravaganza, and African American History program. Without the assistance of parent volunteers and community agencies, we would not have been able to meet our goals in such a remarkable way.

CORE CURRICULUM

MISSION STATEMENT

The mission of the Martin Luther King Jr. Education Center Academy (MLKEC) is to provide each student with a variety of accelerated learning opportunities appropriate to their individual abilities, coping skills, desire, and motivation, that will propel them into the 21st century equipped to maximize their academic, artistic, and technological potential in a diverse society.

PHILOSOPHY

MLKECA believes that the values of life-long learning are nurtured in a positive, challenging educational environment where students, teachers, and parents work together to ensure that students find fulfilling personal work and meaningful educational lives.

EDUCATIONAL PROGRAM

The educational program at MLKEC is based on the belief that students need a diverse and challenging educational experience, provided by professionals with artistic as well as academic backgrounds. It also assumes that children can master basic concepts of reading and math at an early age. Beginning in kindergarten, students will be enrolled in an accelerated structured reading program, as well as foreign language.

Use of the arts in education is an effective way to stimulate interest and excitement about learning in that the arts appeal to many urges and interests of the developing child. An art infused curriculum meets the aesthetic as well as academic needs of students. Artistic instruction includes music, art, dance, drama and creative writing.

Technology is used as an enhancement to the learning process. The self-paced feature and diversity of our software programs, accommodates the various learning styles of our students. Student motivation is increased and resulting in higher achievement. The development of technological skills equips students to function in the 21st century.

Courses of study are designed to meet student educational needs while having a wide-range of opportunities to discover, explore, and develop his/her unique giftedness. Individualized programs allow for placement of students by ability. Evaluation of achievement is based on objectives attained. Class sizes are small allowing for greater differentiated instruction as well as small group activities.

CORE CURRICULUM (CONT'D)

CURRICULUM MODEL

Our curriculum model of instruction is based on recognized and accepted strands and objectives (Grade Level Content Expectations (GLCE's) for students age five through thirteen (K-8) as well as the newly implemented Common Core Standards. A primary focus is to provide all students with a variety of accelerated learning opportunities appropriate to their individual abilities, competency, skill levels, desire and motivation. Curriculum areas include mathematics education, science education, social studies education, language arts education, computer technology education, vocation education, health education and physical education. Accelerated offerings include a structured reading program beginning at kindergarten level, as well as foreign language. Artistic offerings include specialized music training in Suzuki strings, theory, glee club, dance (tap, ballet and modern) art, drama and creating writing.

GOALS

- To provide highly effective teaching from Kindergarten to Eighth grade.
- To provide for the emotional, intellectual, physical, social, aesthetic, and cultural needs of each student.
- To actualize potentials, capabilities and gifts through creative teaching and thinking.
- To teach basic knowledge in all subjects at given levels using interdisciplinary techniques.
- To foster the development of skills using constructive and critical thinking to enable the individual to deal effectively with problems which are new to his/her experience in ways which encourage him/her to act in an independent, self-fulfilling and responsible manner.
- To increase motivation and enthusiasm for learning through technology.

OBJECTIVES

- To develop character of the highest caliber through artistic as well as academic nurturing.
- To engage students in community service through performances.
- To provide incentives for creative and professional achievement especially as they enhance effectiveness in teaching.
- To encourage and foster parental involvement.
- To equip students with the technological skills needed for success in the 21st century.

TEACHER QUALIFICATION DATA

100% of all teachers are highly qualified.

Professional Qualifications of all Elementary, Middle School, and Administrative Staff:

Bachelors	Masters	Ph. D
14	20	2



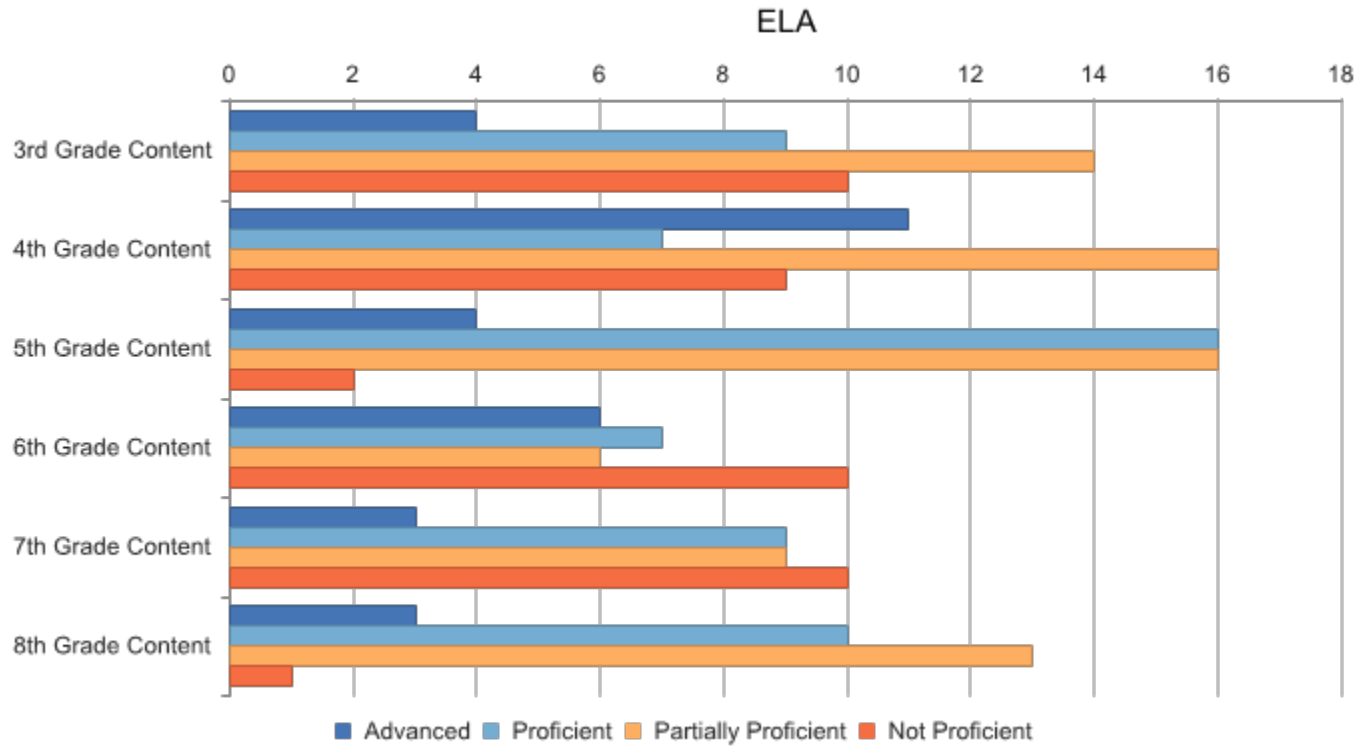
01/06/2016

M-STEP

Martin Luther King, Jr. Education Center Academy: 2014-15 / All Grades / Social Studies / All Students

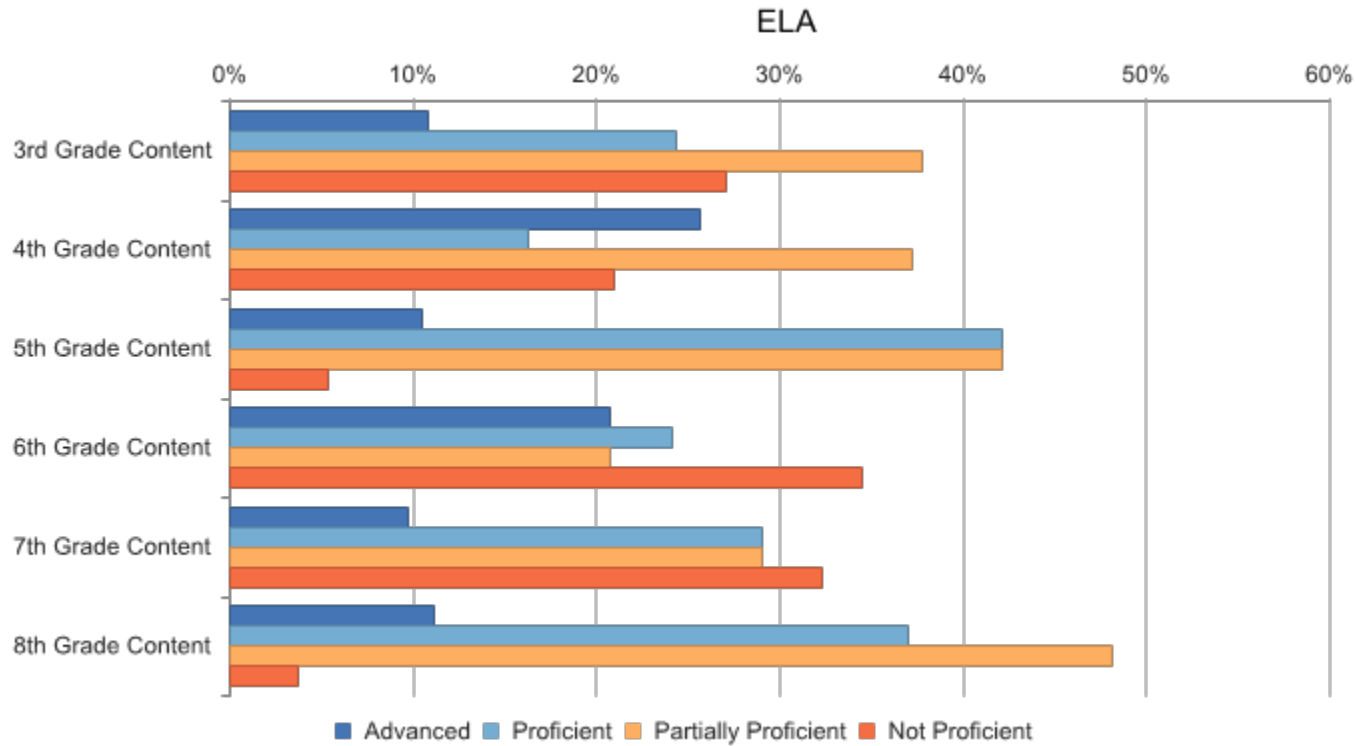
Grades 3-8 Assessments: Performance Level Snapshot
Martin Luther King, Jr. Education Center Academy: 2015-16 / M-STEP / All Grades (Compared) / ELA / All Students

02/14/2017



Grades 3-8 Assessments: Performance Level Snapshot
Martin Luther King, Jr. Education Center Academy: 2015-16 / M-STEP / All Grades (Compared) / ELA / All Students

02/14/2017



**Grades 3-8 Assessments: Performance Level Snapshot
 Martin Luther King, Jr. Education Center Academy: 2015-16 / M-STEP / All Grades (Compared) / ELA / All Students**

02/14/2017

Assessment Name	Assessment Subject	Grade Level Content	Number Students Proficient	Number Advanced	Number Proficient	Number Partially Proficient	Number Not Proficient	Number Assessed	Mean Scaled Score	Standard Deviation
M-STEP	ELA	3rd Grade Content	13	4	9	14	10	37	1291.2	18.0
M-STEP	ELA	4th Grade Content	18	11	7	16	9	43	1401.1	26.2
M-STEP	ELA	5th Grade Content	20	4	16	16	2	38	1500.4	16.1
M-STEP	ELA	6th Grade Content	13	6	7	6	10	29	1594.6	29.4
M-STEP	ELA	7th Grade Content	12	3	9	9	10	31	1692.1	24.0
M-STEP	ELA	8th Grade Content	13	3	10	13	1	27	1801.9	19.8

Grades 3-8 Assessments: Performance Level Snapshot
Martin Luther King, Jr. Education Center Academy: 2015-16 / M-STEP / All Grades (Compared) / ELA / All Students

02/14/2017

Location Type	Location Name	Assessment Name	Assessment Subject	Grade Level Content	Number Students Proficient	Number Advanced	Number Proficient	Number Partially Proficient	Number Not Proficient	Number Assessed	Mean Scaled Score	Standard Deviation
Statewide	Statewide	M-STEP	ELA	3rd Grade Content	49,661	25,268	24,393	26,804	31,499	107,964	1295.8	25.8
Statewide	Statewide	M-STEP	ELA	6th Grade Content	49,349	17,387	31,962	29,628	30,720	109,697	1595.4	26.0
Statewide	Statewide	M-STEP	ELA	8th Grade Content	53,239	16,266	36,973	30,473	25,268	108,980	1798.1	27.0
Statewide	Statewide	M-STEP	ELA	4th Grade Content	49,768	25,916	23,852	23,951	33,723	107,442	1396.6	25.5
Statewide	Statewide	M-STEP	ELA	5th Grade Content	53,819	19,115	34,704	26,220	26,375	106,414	1499.2	25.0
Statewide	Statewide	M-STEP	ELA	7th Grade Content	51,239	15,336	35,903	30,055	27,528	108,822	1696.7	25.9
ISD	Wayne RESA	M-STEP	ELA	4th Grade Content	7,014	3,439	3,575	4,373	8,869	20,256	1389.3	26.1
ISD	Wayne RESA	M-STEP	ELA	8th Grade Content	8,093	2,301	5,792	5,859	5,921	19,873	1793.0	27.3
ISD	Wayne RESA	M-STEP	ELA	6th Grade Content	6,761	2,292	4,469	5,386	7,772	19,919	1588.5	26.5
ISD	Wayne RESA	M-STEP	ELA	3rd Grade Content	6,964	3,374	3,590	4,927	8,559	20,450	1288.3	26.5
ISD	Wayne RESA	M-STEP	ELA	7th Grade Content	7,477	2,159	5,318	5,516	6,897	19,890	1690.7	26.8
ISD	Wayne RESA	M-STEP	ELA	5th Grade Content	7,698	2,529	5,169	4,858	7,151	19,707	1491.9	26.1
District	Martin Luther King, Jr. Education Center Academy	M-STEP	ELA	6th Grade Content	13	6	7	6	10	29	1594.6	29.4

Grades 3-8 Assessments: Performance Level Snapshot
Martin Luther King, Jr. Education Center Academy: 2015-16 / M-STEP / All Grades (Compared) / ELA / All Students

02/14/2017

Location Type	Location Name	Assessment Name	Assessment Subject	Grade Level Content	Number Students Proficient	Number Advanced	Number Proficient	Number Partially Proficient	Number Not Proficient	Number Assessed	Mean Scaled Score	Standard Deviation
District	Martin Luther King, Jr. Education Center Academy	M-STEP	ELA	8th Grade Content	13	3	10	13	1	27	1801.9	19.8
District	Martin Luther King, Jr. Education Center Academy	M-STEP	ELA	5th Grade Content	20	4	16	16	2	38	1500.4	16.1
District	Martin Luther King, Jr. Education Center Academy	M-STEP	ELA	7th Grade Content	12	3	9	9	10	31	1692.1	24.0
District	Martin Luther King, Jr. Education Center Academy	M-STEP	ELA	4th Grade Content	18	11	7	16	9	43	1401.1	26.2
District	Martin Luther King, Jr. Education Center Academy	M-STEP	ELA	3rd Grade Content	13	4	9	14	10	37	1291.2	18.0

Grades 3-8 Assessments: Performance Level Snapshot
Martin Luther King, Jr. Education Center Academy: 2015-16 / M-STEP / All Grades (Compared) / ELA / All Students

02/14/2017

Location Type	Location Name	Assessment Name	Assessment Subject	Grade Level Content	Number Students Proficient	Number Advanced	Number Proficient	Number Partially Proficient	Number Not Proficient	Number Assessed	Mean Scaled Score	Standard Deviation
School	Martin Luther King, Jr. Education Center Academy	M-STEP	ELA	3rd Grade Content	13	4	9	14	10	37	1291.2	18.0
School	Martin Luther King, Jr. Education Center Academy	M-STEP	ELA	8th Grade Content	13	3	10	13	1	27	1801.9	19.8
School	Martin Luther King, Jr. Education Center Academy	M-STEP	ELA	4th Grade Content	18	11	7	16	9	43	1401.1	26.2
School	Martin Luther King, Jr. Education Center Academy	M-STEP	ELA	5th Grade Content	20	4	16	16	2	38	1500.4	16.1
School	Martin Luther King, Jr. Education Center Academy	M-STEP	ELA	7th Grade Content	12	3	9	9	10	31	1692.1	24.0



Grades 3-8 Assessments: Performance Level Snapshot

Martin Luther King, Jr. Education Center Academy: 2015-16 / M-STEP / All Grades (Compared) / ELA / All Students

02/14/2017

Location Type	Location Name	Assessment Name	Assessment Subject	Grade Level Content	Number Students Proficient	Number Advanced	Number Proficient	Number Partially Proficient	Number Not Proficient	Number Assessed	Mean Scaled Score	Standard Deviation
School	Martin Luther King, Jr. Education Center Academy	M-STEP	ELA	6th Grade Content	13	6	7	6	10	29	1594.6	29.4

Grades 3-8 Assessments: Performance Level Snapshot
Martin Luther King, Jr. Education Center Academy: 2015-16 / M-STEP / All Grades (Compared) / ELA / All Students

02/14/2017

Assessment Name	Assessment Subject	Grade Level Content	Percent Students Proficient	Percent Advanced	Percent Proficient	Percent Partially Proficient	Percent Not Proficient	Number Assessed	Mean Scaled Score	Standard Deviation
M-STEP	ELA	3rd Grade Content	35.1%	10.8%	24.3%	37.8%	27.0%	37	1291.2	18.0
M-STEP	ELA	4th Grade Content	41.9%	25.6%	16.3%	37.2%	20.9%	43	1401.1	26.2
M-STEP	ELA	5th Grade Content	52.6%	10.5%	42.1%	42.1%	5.3%	38	1500.4	16.1
M-STEP	ELA	6th Grade Content	44.8%	20.7%	24.1%	20.7%	34.5%	29	1594.6	29.4
M-STEP	ELA	7th Grade Content	38.7%	9.7%	29.0%	29.0%	32.3%	31	1692.1	24.0
M-STEP	ELA	8th Grade Content	48.1%	11.1%	37.0%	48.1%	3.7%	27	1801.9	19.8

Grades 3-8 Assessments: Performance Level Snapshot
Martin Luther King, Jr. Education Center Academy: 2015-16 / M-STEP / All Grades (Compared) / ELA / All Students

02/14/2017

Location Type	Location Name	Assessment Name	Assessment Subject	Grade Level Content	Percent Students Proficient	Percent Advanced	Percent Proficient	Percent Partially Proficient	Percent Not Proficient	Number Assessed	Mean Scaled Score	Standard Deviation
Statewide	Statewide	M-STEP	ELA	3rd Grade Content	46.0%	23.4%	22.6%	24.8%	29.2%	107,964	1295.8	25.8
Statewide	Statewide	M-STEP	ELA	6th Grade Content	45.0%	15.9%	29.1%	27.0%	28.0%	109,697	1595.4	26.0
Statewide	Statewide	M-STEP	ELA	8th Grade Content	48.9%	14.9%	33.9%	28.0%	23.2%	108,980	1798.1	27.0
Statewide	Statewide	M-STEP	ELA	4th Grade Content	46.3%	24.1%	22.2%	22.3%	31.4%	107,442	1396.6	25.5
Statewide	Statewide	M-STEP	ELA	5th Grade Content	50.6%	18.0%	32.6%	24.6%	24.8%	106,414	1499.2	25.0
Statewide	Statewide	M-STEP	ELA	7th Grade Content	47.1%	14.1%	33.0%	27.6%	25.3%	108,822	1696.7	25.9
ISD	Wayne RESA	M-STEP	ELA	4th Grade Content	34.6%	17.0%	17.6%	21.6%	43.8%	20,256	1389.3	26.1
ISD	Wayne RESA	M-STEP	ELA	8th Grade Content	40.7%	11.6%	29.1%	29.5%	29.8%	19,873	1793.0	27.3
ISD	Wayne RESA	M-STEP	ELA	6th Grade Content	33.9%	11.5%	22.4%	27.0%	39.0%	19,919	1588.5	26.5
ISD	Wayne RESA	M-STEP	ELA	3rd Grade Content	34.1%	16.5%	17.6%	24.1%	41.9%	20,450	1288.3	26.5
ISD	Wayne RESA	M-STEP	ELA	7th Grade Content	37.6%	10.9%	26.7%	27.7%	34.7%	19,890	1690.7	26.8
ISD	Wayne RESA	M-STEP	ELA	5th Grade Content	39.1%	12.8%	26.2%	24.7%	36.3%	19,707	1491.9	26.1
District	Martin Luther King, Jr. Education Center Academy	M-STEP	ELA	6th Grade Content	44.8%	20.7%	24.1%	20.7%	34.5%	29	1594.6	29.4

Grades 3-8 Assessments: Performance Level Snapshot
Martin Luther King, Jr. Education Center Academy: 2015-16 / M-STEP / All Grades (Compared) / ELA / All Students

02/14/2017

Location Type	Location Name	Assessment Name	Assessment Subject	Grade Level Content	Percent Students Proficient	Percent Advanced	Percent Proficient	Percent Partially Proficient	Percent Not Proficient	Number Assessed	Mean Scaled Score	Standard Deviation
District	Martin Luther King, Jr. Education Center Academy	M-STEP	ELA	8th Grade Content	48.1%	11.1%	37.0%	48.1%	3.7%	27	1801.9	19.8
District	Martin Luther King, Jr. Education Center Academy	M-STEP	ELA	5th Grade Content	52.6%	10.5%	42.1%	42.1%	5.3%	38	1500.4	16.1
District	Martin Luther King, Jr. Education Center Academy	M-STEP	ELA	7th Grade Content	38.7%	9.7%	29.0%	29.0%	32.3%	31	1692.1	24.0
District	Martin Luther King, Jr. Education Center Academy	M-STEP	ELA	4th Grade Content	41.9%	25.6%	16.3%	37.2%	20.9%	43	1401.1	26.2
District	Martin Luther King, Jr. Education Center Academy	M-STEP	ELA	3rd Grade Content	35.1%	10.8%	24.3%	37.8%	27.0%	37	1291.2	18.0

Grades 3-8 Assessments: Performance Level Snapshot
Martin Luther King, Jr. Education Center Academy: 2015-16 / M-STEP / All Grades (Compared) / ELA / All Students

02/14/2017

Location Type	Location Name	Assessment Name	Assessment Subject	Grade Level Content	Percent Students Proficient	Percent Advanced	Percent Proficient	Percent Partially Proficient	Percent Not Proficient	Number Assessed	Mean Scaled Score	Standard Deviation
School	Martin Luther King, Jr. Education Center Academy	M-STEP	ELA	3rd Grade Content	35.1%	10.8%	24.3%	37.8%	27.0%	37	1291.2	18.0
School	Martin Luther King, Jr. Education Center Academy	M-STEP	ELA	8th Grade Content	48.1%	11.1%	37.0%	48.1%	3.7%	27	1801.9	19.8
School	Martin Luther King, Jr. Education Center Academy	M-STEP	ELA	4th Grade Content	41.9%	25.6%	16.3%	37.2%	20.9%	43	1401.1	26.2
School	Martin Luther King, Jr. Education Center Academy	M-STEP	ELA	5th Grade Content	52.6%	10.5%	42.1%	42.1%	5.3%	38	1500.4	16.1
School	Martin Luther King, Jr. Education Center Academy	M-STEP	ELA	7th Grade Content	38.7%	9.7%	29.0%	29.0%	32.3%	31	1692.1	24.0

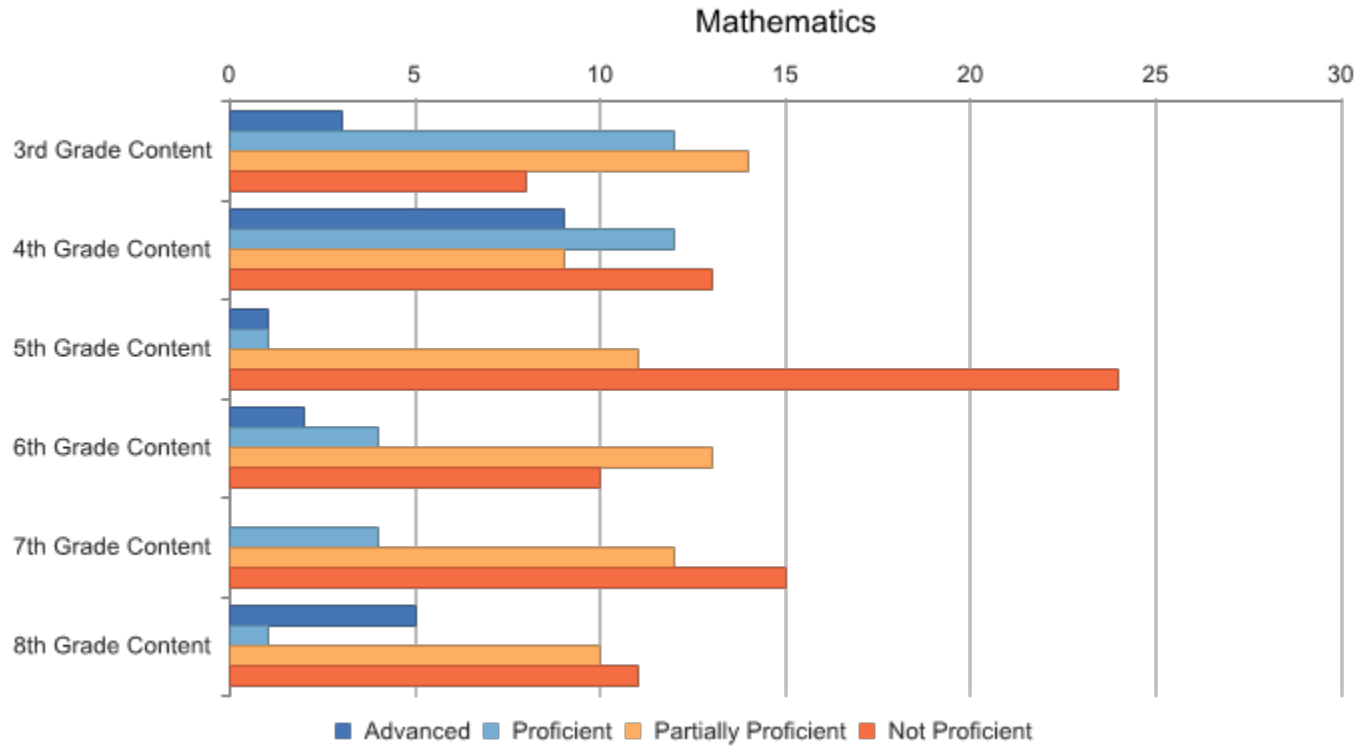
Grades 3-8 Assessments: Performance Level Snapshot
Martin Luther King, Jr. Education Center Academy: 2015-16 / M-STEP / All Grades (Compared) / ELA / All Students

02/14/2017

Location Type	Location Name	Assessment Name	Assessment Subject	Grade Level Content	Percent Students Proficient	Percent Advanced	Percent Proficient	Percent Partially Proficient	Percent Not Proficient	Number Assessed	Mean Scaled Score	Standard Deviation
School	Martin Luther King, Jr. Education Center Academy	M-STEP	ELA	6th Grade Content	44.8%	20.7%	24.1%	20.7%	34.5%	29	1594.6	29.4

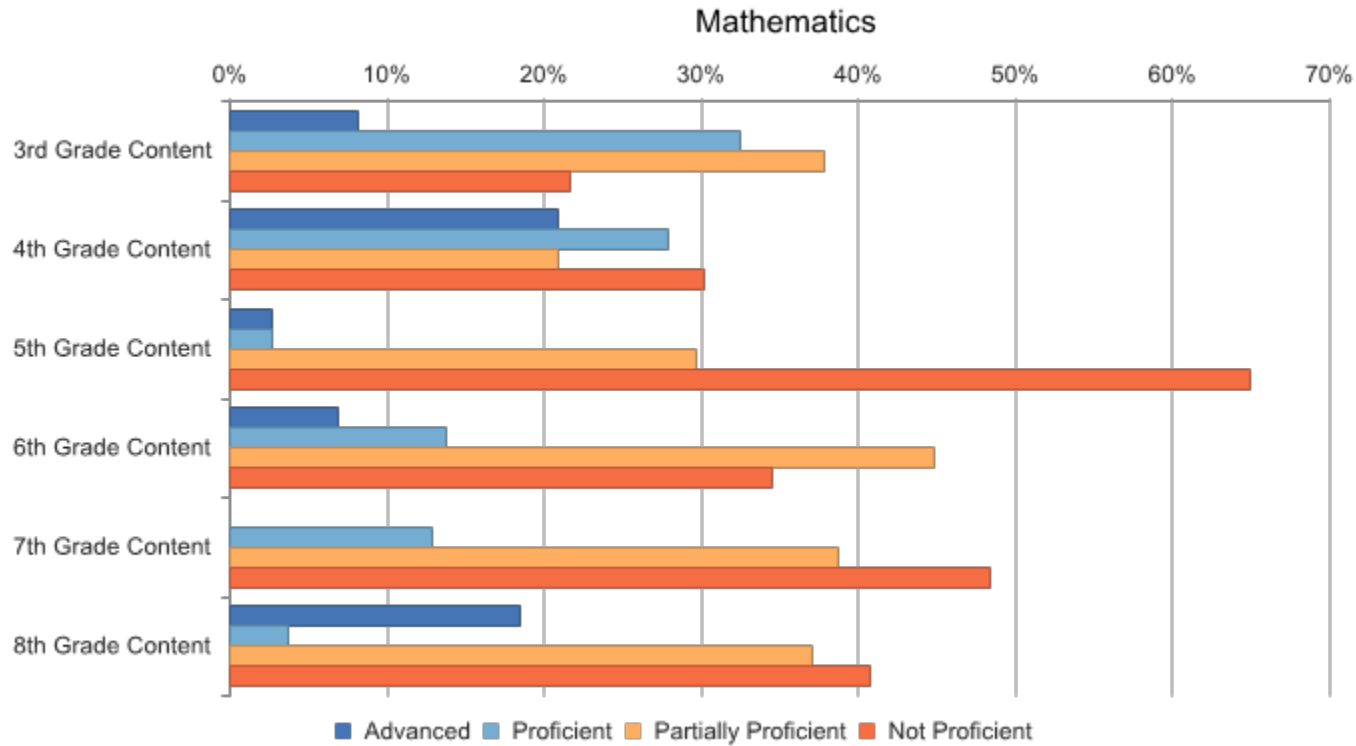
Grades 3-8 Assessments: Performance Level Snapshot
Martin Luther King, Jr. Education Center Academy: 2015-16 / M-STEP / All Grades (Compared) / Mathematics / All Students

02/14/2017



Grades 3-8 Assessments: Performance Level Snapshot
Martin Luther King, Jr. Education Center Academy: 2015-16 / M-STEP / All Grades (Compared) / Mathematics / All Students

02/14/2017



Grades 3-8 Assessments: Performance Level Snapshot
Martin Luther King, Jr. Education Center Academy: 2015-16 / M-STEP / All Grades (Compared) / Mathematics / All Students

02/14/2017

Assessment Name	Assessment Subject	Grade Level Content	Number Students Proficient	Number Advanced	Number Proficient	Number Partially Proficient	Number Not Proficient	Number Assessed	Mean Scaled Score	Standard Deviation
M-STEP	Mathematics	3rd Grade Content	15	3	12	14	8	37	1294.4	16.3
M-STEP	Mathematics	4th Grade Content	21	9	12	9	13	43	1396.5	23.2
M-STEP	Mathematics	5th Grade Content	2	1	1	11	24	37	1474.5	16.5
M-STEP	Mathematics	6th Grade Content	6	2	4	13	10	29	1584.5	22.7
M-STEP	Mathematics	7th Grade Content	4	0	4	12	15	31	1681.9	19.2
M-STEP	Mathematics	8th Grade Content	6	5	1	10	11	27	1788.7	26.8

**Grades 3-8 Assessments: Performance Level Snapshot
 Martin Luther King, Jr. Education Center Academy: 2015-16 / M-STEP / All Grades (Compared) / Mathematics / All Students**

02/14/2017

Location Type	Location Name	Assessment Name	Assessment Subject	Grade Level Content	Number Students Proficient	Number Advanced	Number Proficient	Number Partially Proficient	Number Not Proficient	Number Assessed	Mean Scaled Score	Standard Deviation
Statewide	Statewide	M-STEP	Mathematics	8th Grade Content	35,707	17,586	18,121	29,092	44,276	109,075	1787.5	25.5
Statewide	Statewide	M-STEP	Mathematics	7th Grade Content	38,388	17,711	20,677	31,251	39,200	108,839	1688.5	25.9
Statewide	Statewide	M-STEP	Mathematics	5th Grade Content	35,985	16,604	19,381	32,851	37,595	106,431	1487.8	25.0
Statewide	Statewide	M-STEP	Mathematics	3rd Grade Content	48,825	17,239	31,586	29,736	29,479	108,040	1295.5	25.7
Statewide	Statewide	M-STEP	Mathematics	4th Grade Content	47,270	18,372	28,898	37,360	22,871	107,501	1395.4	24.5
Statewide	Statewide	M-STEP	Mathematics	6th Grade Content	35,966	16,030	19,936	36,263	37,513	109,742	1587.4	25.0
ISD	Wayne RESA	M-STEP	Mathematics	5th Grade Content	4,710	2,162	2,548	5,394	9,585	19,689	1480.4	26.0
ISD	Wayne RESA	M-STEP	Mathematics	6th Grade Content	4,737	2,154	2,583	6,027	9,196	19,960	1580.7	26.2
ISD	Wayne RESA	M-STEP	Mathematics	8th Grade Content	5,040	2,411	2,629	4,834	10,120	19,994	1782.1	25.7
ISD	Wayne RESA	M-STEP	Mathematics	3rd Grade Content	6,943	2,314	4,629	5,500	8,024	20,467	1288.2	26.8
ISD	Wayne RESA	M-STEP	Mathematics	4th Grade Content	6,636	2,450	4,186	6,876	6,763	20,275	1387.9	25.9
ISD	Wayne RESA	M-STEP	Mathematics	7th Grade Content	5,209	2,495	2,714	5,331	9,417	19,957	1682.3	26.5

Grades 3-8 Assessments: Performance Level Snapshot
Martin Luther King, Jr. Education Center Academy: 2015-16 / M-STEP / All Grades (Compared) / Mathematics / All Students

02/14/2017

Location Type	Location Name	Assessment Name	Assessment Subject	Grade Level Content	Number Students Proficient	Number Advanced	Number Proficient	Number Partially Proficient	Number Not Proficient	Number Assessed	Mean Scaled Score	Standard Deviation
District	Martin Luther King, Jr. Education Center Academy	M-STEP	Mathematics	4th Grade Content	21	9	12	9	13	43	1396.5	23.2
District	Martin Luther King, Jr. Education Center Academy	M-STEP	Mathematics	5th Grade Content	2	1	1	11	24	37	1474.5	16.5
District	Martin Luther King, Jr. Education Center Academy	M-STEP	Mathematics	8th Grade Content	6	5	1	10	11	27	1788.7	26.8
District	Martin Luther King, Jr. Education Center Academy	M-STEP	Mathematics	3rd Grade Content	15	3	12	14	8	37	1294.4	16.3
District	Martin Luther King, Jr. Education Center Academy	M-STEP	Mathematics	7th Grade Content	4	0	4	12	15	31	1681.9	19.2

Grades 3-8 Assessments: Performance Level Snapshot
Martin Luther King, Jr. Education Center Academy: 2015-16 / M-STEP / All Grades (Compared) / Mathematics / All Students

02/14/2017

Location Type	Location Name	Assessment Name	Assessment Subject	Grade Level Content	Number Students Proficient	Number Advanced	Number Proficient	Number Partially Proficient	Number Not Proficient	Number Assessed	Mean Scaled Score	Standard Deviation
District	Martin Luther King, Jr. Education Center Academy	M-STEP	Mathematics	6th Grade Content	6	2	4	13	10	29	1584.5	22.7
School	Martin Luther King, Jr. Education Center Academy	M-STEP	Mathematics	5th Grade Content	2	1	1	11	24	37	1474.5	16.5
School	Martin Luther King, Jr. Education Center Academy	M-STEP	Mathematics	3rd Grade Content	15	3	12	14	8	37	1294.4	16.3
School	Martin Luther King, Jr. Education Center Academy	M-STEP	Mathematics	4th Grade Content	21	9	12	9	13	43	1396.5	23.2
School	Martin Luther King, Jr. Education Center Academy	M-STEP	Mathematics	8th Grade Content	6	5	1	10	11	27	1788.7	26.8



Grades 3-8 Assessments: Performance Level Snapshot

Martin Luther King, Jr. Education Center Academy: 2015-16 / M-STEP / All Grades (Compared) / Mathematics / All Students

02/14/2017

Location Type	Location Name	Assessment Name	Assessment Subject	Grade Level Content	Number Students Proficient	Number Advanced	Number Proficient	Number Partially Proficient	Number Not Proficient	Number Assessed	Mean Scaled Score	Standard Deviation
School	Martin Luther King, Jr. Education Center Academy	M-STEP	Mathematics	6th Grade Content	6	2	4	13	10	29	1584.5	22.7
School	Martin Luther King, Jr. Education Center Academy	M-STEP	Mathematics	7th Grade Content	4	0	4	12	15	31	1681.9	19.2

**Grades 3-8 Assessments: Performance Level Snapshot
 Martin Luther King, Jr. Education Center Academy: 2015-16 / M-STEP / All Grades (Compared) / Mathematics / All Students**

02/14/2017

Assessment Name	Assessment Subject	Grade Level Content	Percent Students Proficient	Percent Advanced	Percent Proficient	Percent Partially Proficient	Percent Not Proficient	Number Assessed	Mean Scaled Score	Standard Deviation
M-STEP	Mathematics	3rd Grade Content	40.5%	8.1%	32.4%	37.8%	21.6%	37	1294.4	16.3
M-STEP	Mathematics	4th Grade Content	48.8%	20.9%	27.9%	20.9%	30.2%	43	1396.5	23.2
M-STEP	Mathematics	5th Grade Content	5.4%	2.7%	2.7%	29.7%	64.9%	37	1474.5	16.5
M-STEP	Mathematics	6th Grade Content	20.7%	6.9%	13.8%	44.8%	34.5%	29	1584.5	22.7
M-STEP	Mathematics	7th Grade Content	12.9%	0.0%	12.9%	38.7%	48.4%	31	1681.9	19.2
M-STEP	Mathematics	8th Grade Content	22.2%	18.5%	3.7%	37.0%	40.7%	27	1788.7	26.8

Grades 3-8 Assessments: Performance Level Snapshot
Martin Luther King, Jr. Education Center Academy: 2015-16 / M-STEP / All Grades (Compared) / Mathematics / All Students

02/14/2017

Location Type	Location Name	Assessment Name	Assessment Subject	Grade Level Content	Percent Students Proficient	Percent Advanced	Percent Proficient	Percent Partially Proficient	Percent Not Proficient	Number Assessed	Mean Scaled Score	Standard Deviation
Statewide	Statewide	M-STEP	Mathematics	8th Grade Content	32.7%	16.1%	16.6%	26.7%	40.6%	109,075	1787.5	25.5
Statewide	Statewide	M-STEP	Mathematics	7th Grade Content	35.3%	16.3%	19.0%	28.7%	36.0%	108,839	1688.5	25.9
Statewide	Statewide	M-STEP	Mathematics	5th Grade Content	33.8%	15.6%	18.2%	30.9%	35.3%	106,431	1487.8	25.0
Statewide	Statewide	M-STEP	Mathematics	3rd Grade Content	45.2%	16.0%	29.2%	27.5%	27.3%	108,040	1295.5	25.7
Statewide	Statewide	M-STEP	Mathematics	4th Grade Content	44.0%	17.1%	26.9%	34.8%	21.3%	107,501	1395.4	24.5
Statewide	Statewide	M-STEP	Mathematics	6th Grade Content	32.8%	14.6%	18.2%	33.0%	34.2%	109,742	1587.4	25.0
ISD	Wayne RESA	M-STEP	Mathematics	5th Grade Content	23.9%	11.0%	12.9%	27.4%	48.7%	19,689	1480.4	26.0
ISD	Wayne RESA	M-STEP	Mathematics	6th Grade Content	23.7%	10.8%	12.9%	30.2%	46.1%	19,960	1580.7	26.2
ISD	Wayne RESA	M-STEP	Mathematics	8th Grade Content	25.2%	12.1%	13.1%	24.2%	50.6%	19,994	1782.1	25.7
ISD	Wayne RESA	M-STEP	Mathematics	3rd Grade Content	33.9%	11.3%	22.6%	26.9%	39.2%	20,467	1288.2	26.8
ISD	Wayne RESA	M-STEP	Mathematics	4th Grade Content	32.7%	12.1%	20.6%	33.9%	33.4%	20,275	1387.9	25.9
ISD	Wayne RESA	M-STEP	Mathematics	7th Grade Content	26.1%	12.5%	13.6%	26.7%	47.2%	19,957	1682.3	26.5

Grades 3-8 Assessments: Performance Level Snapshot
Martin Luther King, Jr. Education Center Academy: 2015-16 / M-STEP / All Grades (Compared) / Mathematics / All Students

02/14/2017

Location Type	Location Name	Assessment Name	Assessment Subject	Grade Level Content	Percent Students Proficient	Percent Advanced	Percent Proficient	Percent Partially Proficient	Percent Not Proficient	Number Assessed	Mean Scaled Score	Standard Deviation
District	Martin Luther King, Jr. Education Center Academy	M-STEP	Mathematics	4th Grade Content	48.8%	20.9%	27.9%	20.9%	30.2%	43	1396.5	23.2
District	Martin Luther King, Jr. Education Center Academy	M-STEP	Mathematics	5th Grade Content	5.4%	2.7%	2.7%	29.7%	64.9%	37	1474.5	16.5
District	Martin Luther King, Jr. Education Center Academy	M-STEP	Mathematics	8th Grade Content	22.2%	18.5%	3.7%	37.0%	40.7%	27	1788.7	26.8
District	Martin Luther King, Jr. Education Center Academy	M-STEP	Mathematics	3rd Grade Content	40.5%	8.1%	32.4%	37.8%	21.6%	37	1294.4	16.3
District	Martin Luther King, Jr. Education Center Academy	M-STEP	Mathematics	7th Grade Content	12.9%	0.0%	12.9%	38.7%	48.4%	31	1681.9	19.2

Grades 3-8 Assessments: Performance Level Snapshot
Martin Luther King, Jr. Education Center Academy: 2015-16 / M-STEP / All Grades (Compared) / Mathematics / All Students

02/14/2017

Location Type	Location Name	Assessment Name	Assessment Subject	Grade Level Content	Percent Students Proficient	Percent Advanced	Percent Proficient	Percent Partially Proficient	Percent Not Proficient	Number Assessed	Mean Scaled Score	Standard Deviation
District	Martin Luther King, Jr. Education Center Academy	M-STEP	Mathematics	6th Grade Content	20.7%	6.9%	13.8%	44.8%	34.5%	29	1584.5	22.7
School	Martin Luther King, Jr. Education Center Academy	M-STEP	Mathematics	5th Grade Content	5.4%	2.7%	2.7%	29.7%	64.9%	37	1474.5	16.5
School	Martin Luther King, Jr. Education Center Academy	M-STEP	Mathematics	3rd Grade Content	40.5%	8.1%	32.4%	37.8%	21.6%	37	1294.4	16.3
School	Martin Luther King, Jr. Education Center Academy	M-STEP	Mathematics	4th Grade Content	48.8%	20.9%	27.9%	20.9%	30.2%	43	1396.5	23.2
School	Martin Luther King, Jr. Education Center Academy	M-STEP	Mathematics	8th Grade Content	22.2%	18.5%	3.7%	37.0%	40.7%	27	1788.7	26.8

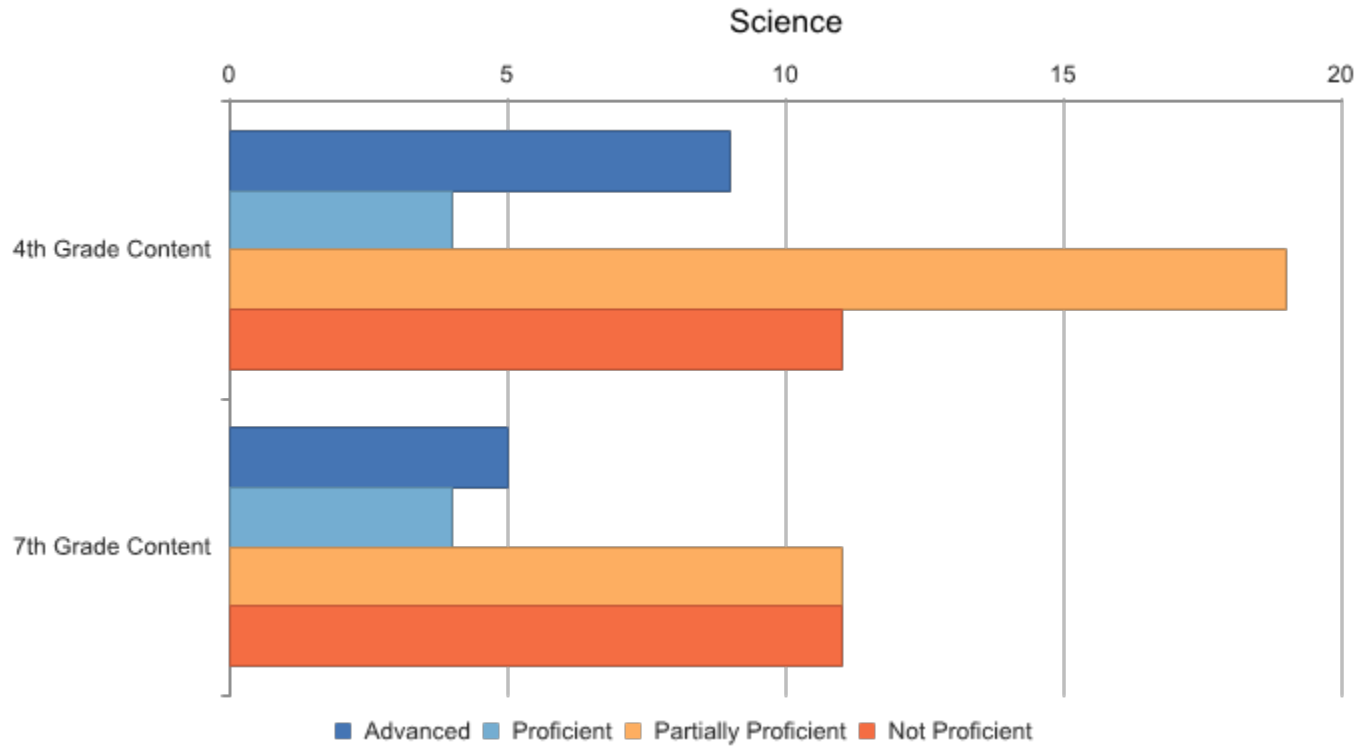
Grades 3-8 Assessments: Performance Level Snapshot
Martin Luther King, Jr. Education Center Academy: 2015-16 / M-STEP / All Grades (Compared) / Mathematics / All Students

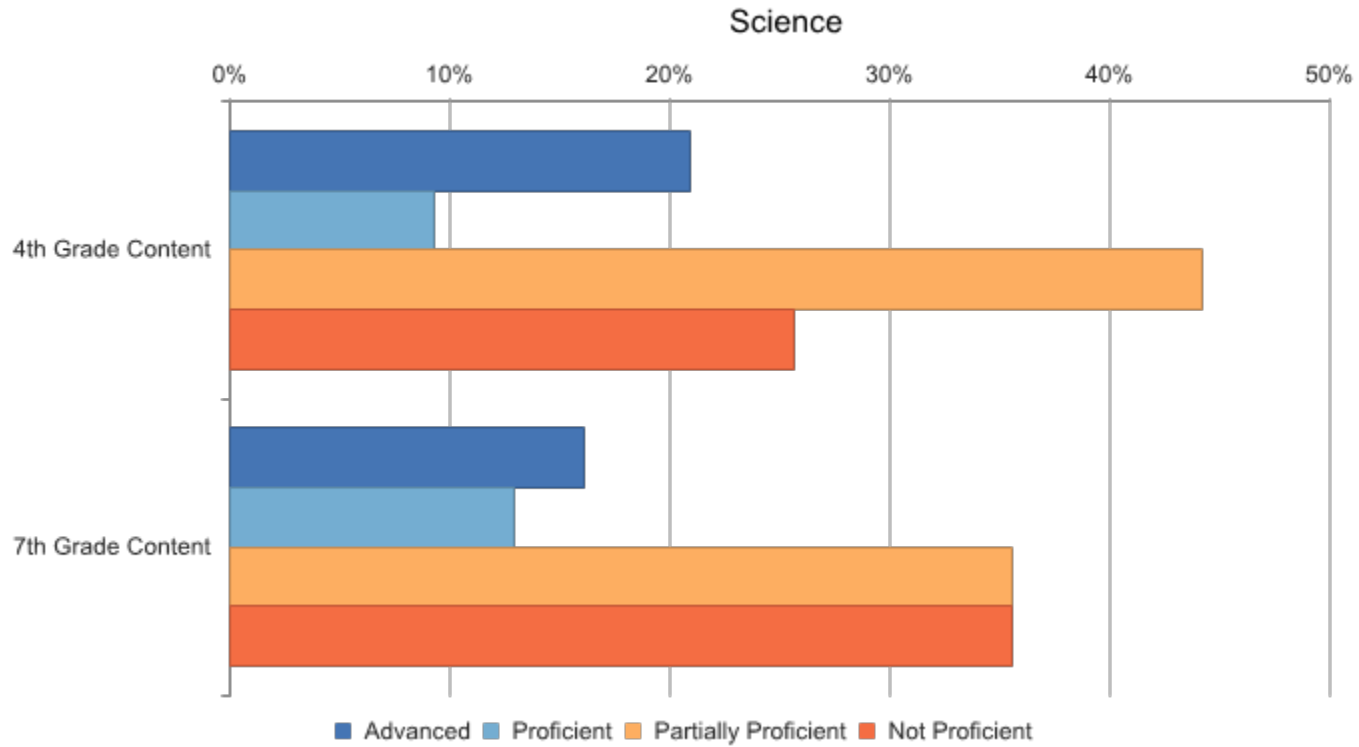
02/14/2017

Location Type	Location Name	Assessment Name	Assessment Subject	Grade Level Content	Percent Students Proficient	Percent Advanced	Percent Proficient	Percent Partially Proficient	Percent Not Proficient	Number Assessed	Mean Scaled Score	Standard Deviation
School	Martin Luther King, Jr. Education Center Academy	M-STEP	Mathematics	6th Grade Content	20.7%	6.9%	13.8%	44.8%	34.5%	29	1584.5	22.7
School	Martin Luther King, Jr. Education Center Academy	M-STEP	Mathematics	7th Grade Content	12.9%	0.0%	12.9%	38.7%	48.4%	31	1681.9	19.2

Grades 3-8 Assessments: Performance Level Snapshot
Martin Luther King, Jr. Education Center Academy: 2015-16 / M-STEP / All Grades (Compared) / Science / All Students

02/14/2017





Grades 3-8 Assessments: Performance Level Snapshot
Martin Luther King, Jr. Education Center Academy: 2015-16 / M-STEP / All Grades (Compared) / Science / All Students

02/14/2017

Assessment Name	Assessment Subject	Grade Level Content	Number Students Proficient	Number Advanced	Number Proficient	Number Partially Proficient	Number Not Proficient	Number Assessed	Mean Scaled Score	Standard Deviation
M-STEP	Science	4th Grade Content	13	9	4	19	11	43	1387.5	25.0
M-STEP	Science	7th Grade Content	9	5	4	11	11	31	1687.5	22.9

**Grades 3-8 Assessments: Performance Level Snapshot
 Martin Luther King, Jr. Education Center Academy: 2015-16 / M-STEP / All Grades (Compared) / Science / All Students**

02/14/2017

Location Type	Location Name	Assessment Name	Assessment Subject	Grade Level Content	Number Students Proficient	Number Advanced	Number Proficient	Number Partially Proficient	Number Not Proficient	Number Assessed	Mean Scaled Score	Standard Deviation
Statewide	Statewide	M-STEP	Science	7th Grade Content	25,971	9,939	16,032	25,948	56,959	108,878	1680.2	25.5
Statewide	Statewide	M-STEP	Science	4th Grade Content	15,762	7,902	7,860	32,874	58,731	107,367	1371.3	25.3
ISD	Wayne RESA	M-STEP	Science	7th Grade Content	3,138	1,171	1,967	3,729	13,086	19,953	1672.3	25.0
ISD	Wayne RESA	M-STEP	Science	4th Grade Content	1,841	927	914	4,418	13,943	20,202	1362.4	25.3
District	Martin Luther King, Jr. Education Center Academy	M-STEP	Science	7th Grade Content	9	5	4	11	11	31	1687.5	22.9
District	Martin Luther King, Jr. Education Center Academy	M-STEP	Science	4th Grade Content	13	9	4	19	11	43	1387.5	25.0
School	Martin Luther King, Jr. Education Center Academy	M-STEP	Science	4th Grade Content	13	9	4	19	11	43	1387.5	25.0
School	Martin Luther King, Jr. Education Center Academy	M-STEP	Science	7th Grade Content	9	5	4	11	11	31	1687.5	22.9



Grades 3-8 Assessments: Performance Level Snapshot
Martin Luther King, Jr. Education Center Academy: 2015-16 / M-STEP / All Grades (Compared) / Science / All Students

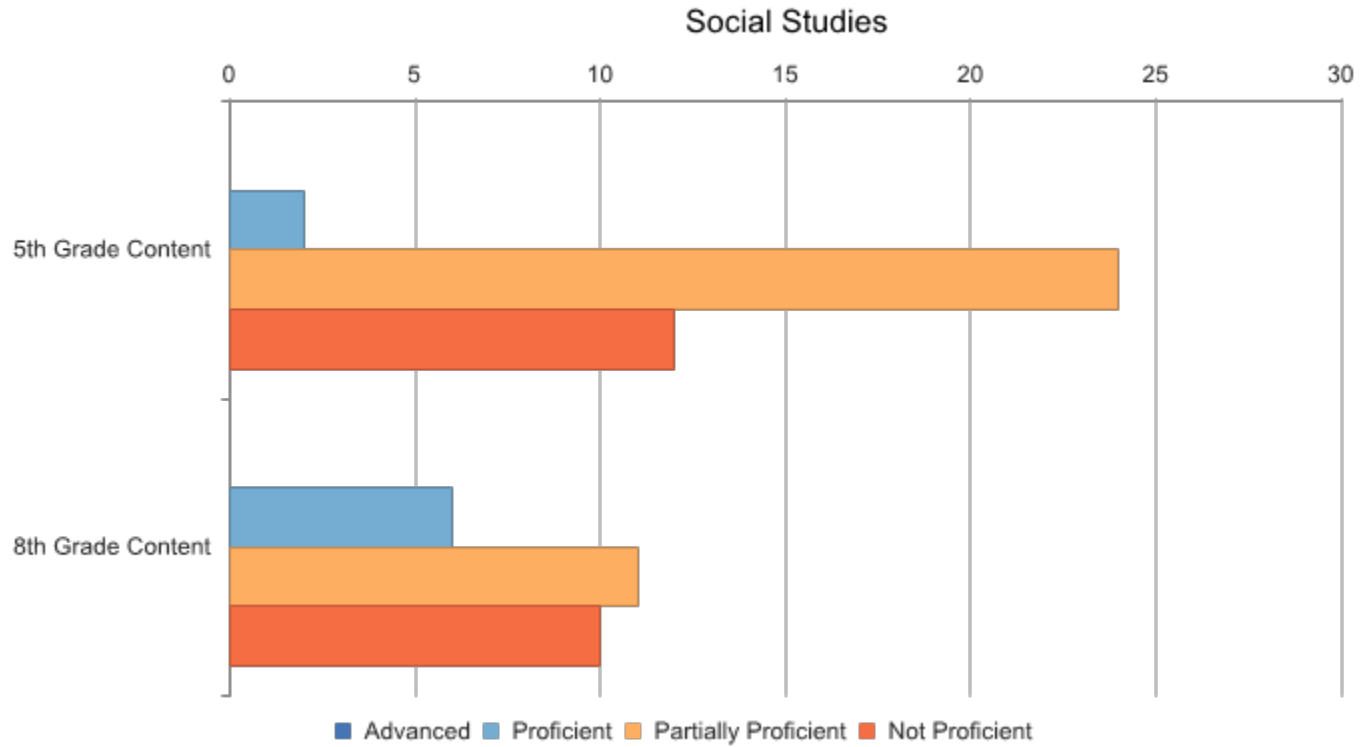
02/14/2017

Assessment Name	Assessment Subject	Grade Level Content	Percent Students Proficient	Percent Advanced	Percent Proficient	Percent Partially Proficient	Percent Not Proficient	Number Assessed	Mean Scaled Score	Standard Deviation
M-STEP	Science	4th Grade Content	30.2%	20.9%	9.3%	44.2%	25.6%	43	1387.5	25.0
M-STEP	Science	7th Grade Content	29.0%	16.1%	12.9%	35.5%	35.5%	31	1687.5	22.9

**Grades 3-8 Assessments: Performance Level Snapshot
 Martin Luther King, Jr. Education Center Academy: 2015-16 / M-STEP / All Grades (Compared) / Science / All Students**

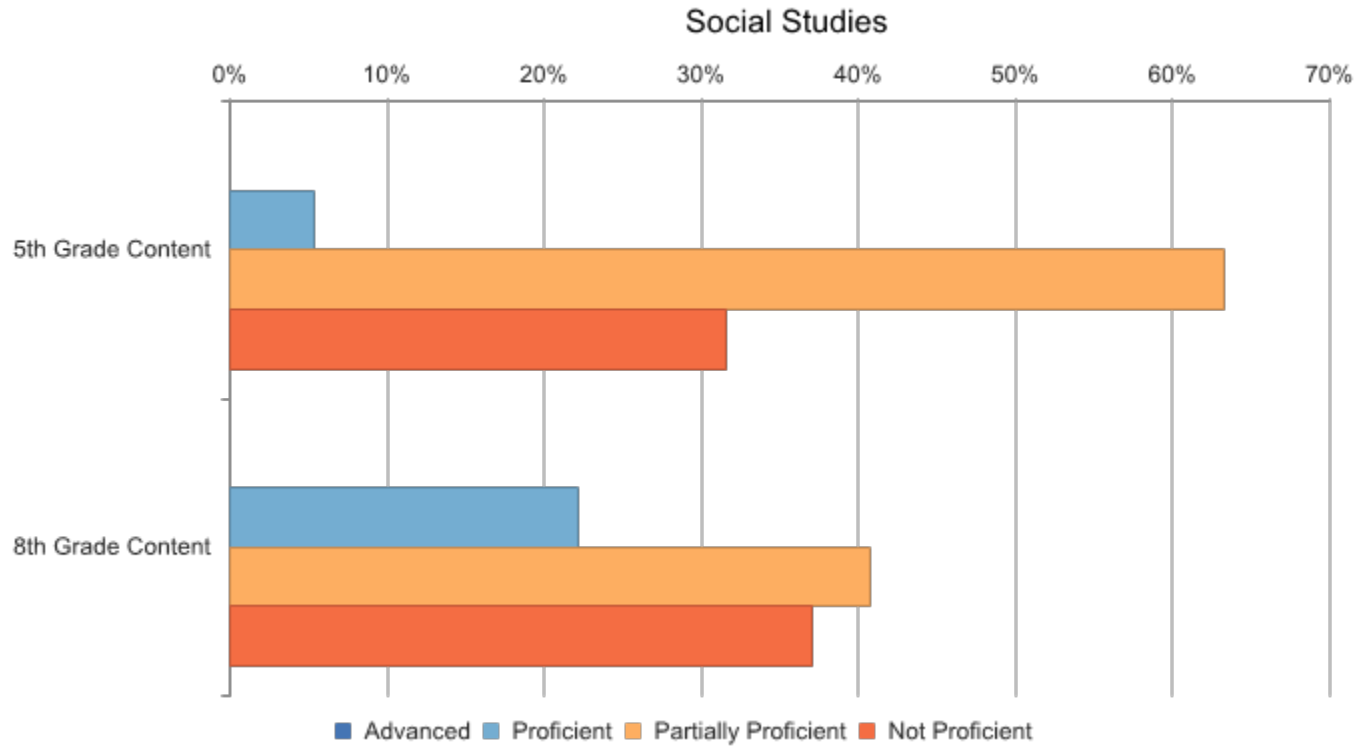
02/14/2017

Location Type	Location Name	Assessment Name	Assessment Subject	Grade Level Content	Percent Students Proficient	Percent Advanced	Percent Proficient	Percent Partially Proficient	Percent Not Proficient	Number Assessed	Mean Scaled Score	Standard Deviation
Statewide	Statewide	M-STEP	Science	7th Grade Content	23.9%	9.1%	14.7%	23.8%	52.3%	108,878	1680.2	25.5
Statewide	Statewide	M-STEP	Science	4th Grade Content	14.7%	7.4%	7.3%	30.6%	54.7%	107,367	1371.3	25.3
ISD	Wayne RESA	M-STEP	Science	7th Grade Content	15.7%	5.9%	9.9%	18.7%	65.6%	19,953	1672.3	25.0
ISD	Wayne RESA	M-STEP	Science	4th Grade Content	9.1%	4.6%	4.5%	21.9%	69.0%	20,202	1362.4	25.3
District	Martin Luther King, Jr. Education Center Academy	M-STEP	Science	7th Grade Content	29.0%	16.1%	12.9%	35.5%	35.5%	31	1687.5	22.9
District	Martin Luther King, Jr. Education Center Academy	M-STEP	Science	4th Grade Content	30.2%	20.9%	9.3%	44.2%	25.6%	43	1387.5	25.0
School	Martin Luther King, Jr. Education Center Academy	M-STEP	Science	4th Grade Content	30.2%	20.9%	9.3%	44.2%	25.6%	43	1387.5	25.0
School	Martin Luther King, Jr. Education Center Academy	M-STEP	Science	7th Grade Content	29.0%	16.1%	12.9%	35.5%	35.5%	31	1687.5	22.9



Grades 3-8 Assessments: Performance Level Snapshot
Martin Luther King, Jr. Education Center Academy: 2015-16 / M-STEP / All Grades (Compared) / Social Studies / All Students

02/14/2017





Grades 3-8 Assessments: Performance Level Snapshot
Martin Luther King, Jr. Education Center Academy: 2015-16 / M-STEP / All Grades (Compared) / Social Studies / All Students

02/14/2017

Assessment Name	Assessment Subject	Grade Level Content	Number Students Proficient	Number Advanced	Number Proficient	Number Partially Proficient	Number Not Proficient	Number Assessed	Mean Scaled Score	Standard Deviation
M-STEP	Social Studies	5th Grade Content	2	0	2	24	12	38	1462.6	16.8
M-STEP	Social Studies	8th Grade Content	6	0	6	11	10	27	1778.3	22.6

**Grades 3-8 Assessments: Performance Level Snapshot
 Martin Luther King, Jr. Education Center Academy: 2015-16 / M-STEP / All Grades (Compared) / Social Studies / All Students**

02/14/2017

Location Type	Location Name	Assessment Name	Assessment Subject	Grade Level Content	Number Students Proficient	Number Advanced	Number Proficient	Number Partially Proficient	Number Not Proficient	Number Assessed	Mean Scaled Score	Standard Deviation
Statewide	Statewide	M-STEP	Social Studies	8th Grade Content	31,997	6,691	25,306	45,280	31,772	109,049	1786.2	25.6
Statewide	Statewide	M-STEP	Social Studies	5th Grade Content	20,113	2,922	17,191	63,993	22,438	106,544	1478.3	24.7
ISD	Wayne RESA	M-STEP	Social Studies	8th Grade Content	4,277	826	3,451	8,061	7,642	19,980	1780.3	24.8
ISD	Wayne RESA	M-STEP	Social Studies	5th Grade Content	2,523	364	2,159	10,908	6,301	19,732	1471.0	24.1
District	Martin Luther King, Jr. Education Center Academy	M-STEP	Social Studies	5th Grade Content	2	0	2	24	12	38	1462.6	16.8
District	Martin Luther King, Jr. Education Center Academy	M-STEP	Social Studies	8th Grade Content	6	0	6	11	10	27	1778.3	22.6
School	Martin Luther King, Jr. Education Center Academy	M-STEP	Social Studies	8th Grade Content	6	0	6	11	10	27	1778.3	22.6
School	Martin Luther King, Jr. Education Center Academy	M-STEP	Social Studies	5th Grade Content	2	0	2	24	12	38	1462.6	16.8



Grades 3-8 Assessments: Performance Level Snapshot
Martin Luther King, Jr. Education Center Academy: 2015-16 / M-STEP / All Grades (Compared) / Social Studies / All Students

02/14/2017

Assessment Name	Assessment Subject	Grade Level Content	Percent Students Proficient	Percent Advanced	Percent Proficient	Percent Partially Proficient	Percent Not Proficient	Number Assessed	Mean Scaled Score	Standard Deviation
M-STEP	Social Studies	5th Grade Content	5.3%	0.0%	5.3%	63.2%	31.6%	38	1462.6	16.8
M-STEP	Social Studies	8th Grade Content	22.2%	0.0%	22.2%	40.7%	37.0%	27	1778.3	22.6

**Grades 3-8 Assessments: Performance Level Snapshot
 Martin Luther King, Jr. Education Center Academy: 2015-16 / M-STEP / All Grades (Compared) / Social Studies / All Students**

02/14/2017

Location Type	Location Name	Assessment Name	Assessment Subject	Grade Level Content	Percent Students Proficient	Percent Advanced	Percent Proficient	Percent Partially Proficient	Percent Not Proficient	Number Assessed	Mean Scaled Score	Standard Deviation
Statewide	Statewide	M-STEP	Social Studies	8th Grade Content	29.3%	6.1%	23.2%	41.5%	29.1%	109,049	1786.2	25.6
Statewide	Statewide	M-STEP	Social Studies	5th Grade Content	18.9%	2.7%	16.1%	60.1%	21.1%	106,544	1478.3	24.7
ISD	Wayne RESA	M-STEP	Social Studies	8th Grade Content	21.4%	4.1%	17.3%	40.3%	38.2%	19,980	1780.3	24.8
ISD	Wayne RESA	M-STEP	Social Studies	5th Grade Content	12.8%	1.8%	10.9%	55.3%	31.9%	19,732	1471.0	24.1
District	Martin Luther King, Jr. Education Center Academy	M-STEP	Social Studies	5th Grade Content	5.3%	0.0%	5.3%	63.2%	31.6%	38	1462.6	16.8
District	Martin Luther King, Jr. Education Center Academy	M-STEP	Social Studies	8th Grade Content	22.2%	0.0%	22.2%	40.7%	37.0%	27	1778.3	22.6
School	Martin Luther King, Jr. Education Center Academy	M-STEP	Social Studies	8th Grade Content	22.2%	0.0%	22.2%	40.7%	37.0%	27	1778.3	22.6
School	Martin Luther King, Jr. Education Center Academy	M-STEP	Social Studies	5th Grade Content	5.3%	0.0%	5.3%	63.2%	31.6%	38	1462.6	16.8